
















**Clinical Rotation
Companion Suite
*Tutorial***



Tutorial By Navigation Icon

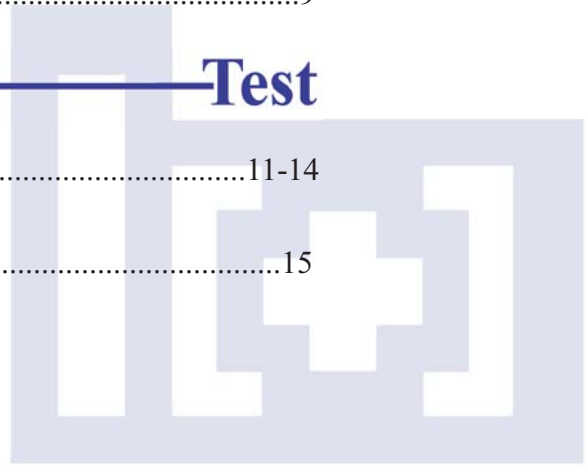
	Home Index.....	1-2
	Back.....	2
	Top.....	2
TC	Table of Contents.....	3
	Lab Manual.....	3
	Medical Calculators.....	4
	Quick Reference.....	5
	Drug Interactions Generator.....	5-6
	Acute Care Hotlink.....	7
	Note.....	8
	Quicklinks Menu.....	9

Other Links

	Camera.....	9
	IV Drip Rate.....	9
{Rel. Topic}	Related Topics.....	9
[Tx]	Treatment.....	9

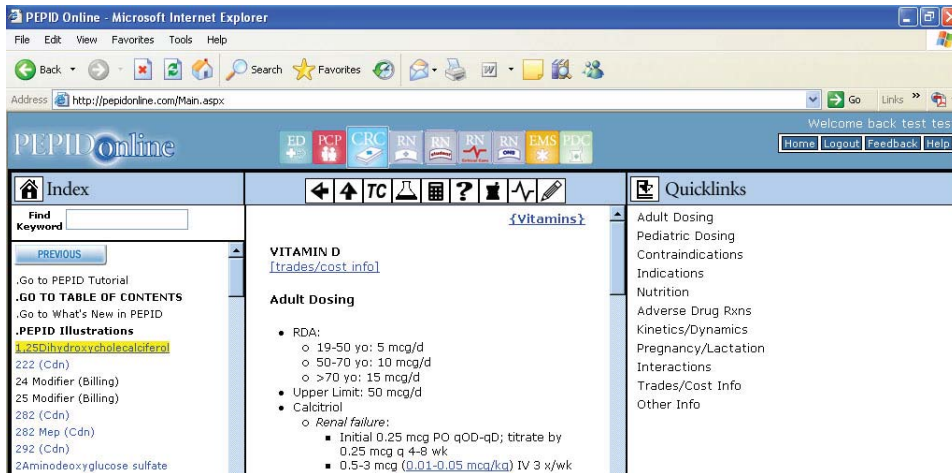
Test





Test.....	11-14
Answers.....	15











Home Index





The Home Index allows you to go to the PEPID Tutorial, Table of Contents, What's New in PEPID, System Index, or to do a Topic Search. One advantage with PEPID Online is that there is more information viewed at one time. The  Home Index is always present in the left column. Once a topic is selected in the Home Index, it is displayed in the middle column. Any related subtopics will appear in the  Quicklinks Menu in the right hand column. When searching in the Home Index, you can click on the  Camera icon to view related Illustrations. The  IV Drip Rate icon links you to all available related IV Drip Rate Calculators.

To Use:

1. In  Home Index column to the left, type in the letters of the topic you want to search, like Vtach, for example. Vtach uses every feature of PEPID.
2. Click Vtach in the listing menu. The Ventricular Tachycardia (Vtach) page will appear in the center column.
3. The  Quicklinks Menu will appear in the right hand column. You will be able to view related topics, including Diagnosis and Pathophysiology.
4. From the Vtach page in the center, you can click on the  Camera to view Monomorphic and Polymorphic rates, which will appear in the right column.
5. On the Vtach page, use the right scroll bar to scroll down. Click [vagal maneuvers](#) to view more details. You will see these glossary links throughout the application. Click the  Back icon to return.

6. Continue to scroll down the Vtach page, and you will come across relevant calculators. You can click on the [QT int](#) to view the QT Interval Correction equation, or you can click the  Medical Calculator next to the [QT int](#) link to actually use the calculator. Click the  Back icon to return.

7. Continue to scroll down the Vtach page, and click on the Amiodarone link. From the  Quicklinks Menu, you can view Dosing, Kinetics, IV Info, and Overdose Management to name a few. If you use the scroll bar on the right hand side, you can view all topics. Scroll down and click on any of the  IV Drip Rate to use the calculator.

Notes:

• The fastest way to find any topic

- Links directly to the index
- Use keypad to enter the first few letters
- Click entry to select from alphabetical keywords list
- Use scrollbar to navigate complete list
- Alphabetical index is colorized for distinction between keywords
- Drug topics are blue
- Tables of contents are bolded
- Chapter headings are bolded and capitalized



The Back icon takes you to the previous screen. The Back icon can always be found in the navigation bar. If you tap on a link to view a subtopic, you can use the Back icon to return to the same place on the previous screen.



The Top icon allows you to snap to the top of the page. If you need to get to another heading or subject at the top of the page, this button will help you do so quickly.

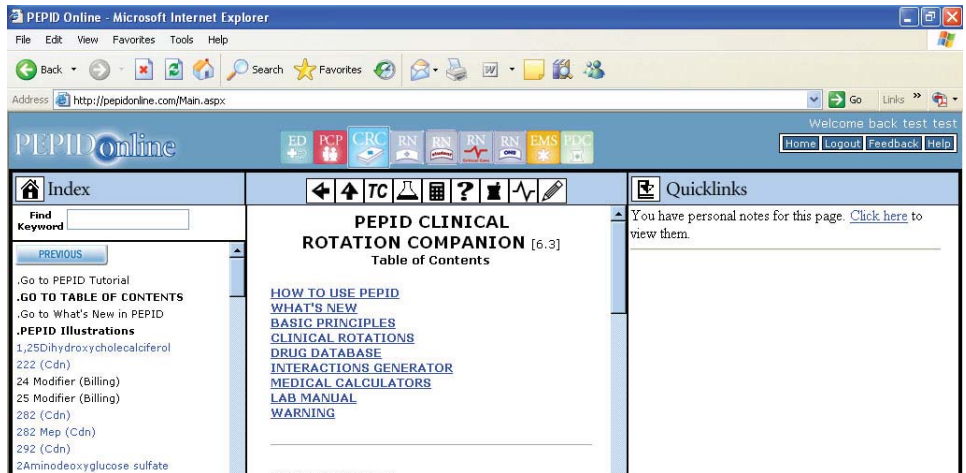


Table of Contents

The Table of Contents (TOC) icon allows you to see all that is offered on your PEPID RN Student Clinical Companion. The {TOC} link is found throughout the application.

With the **TC** Table of Contents you select from a thematic listing of topics as shown below:

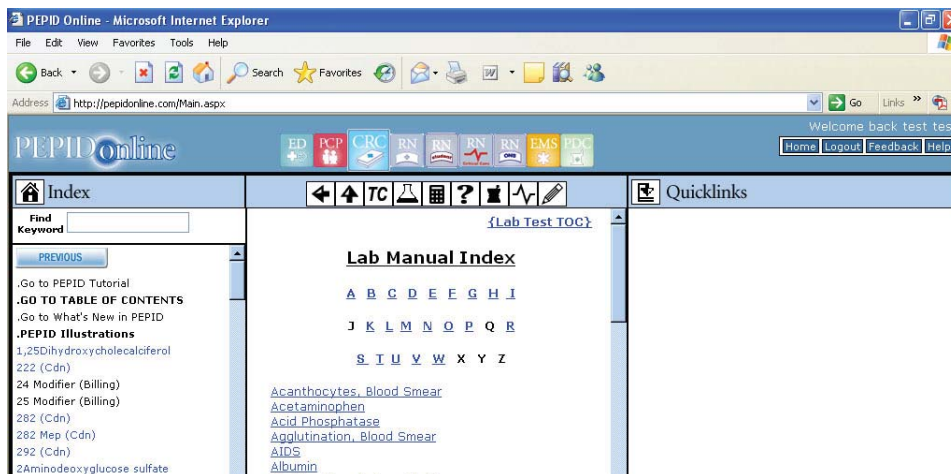
- How to Use PEPID
- What's New
- Basic Principles
- Clinical Rotations
- Drug Database
- Interactions Generator
- Medical Calculators
- Lab Manual
- Warning



Click the Clinical Rotations or Basic Principles to view all materials made specifically for your Clinical Rotation Companion. Topics include Medicine, Surgery, Complete History, Medical Decision-Making, Pearls of Wisdom, etc.



Lab Manual



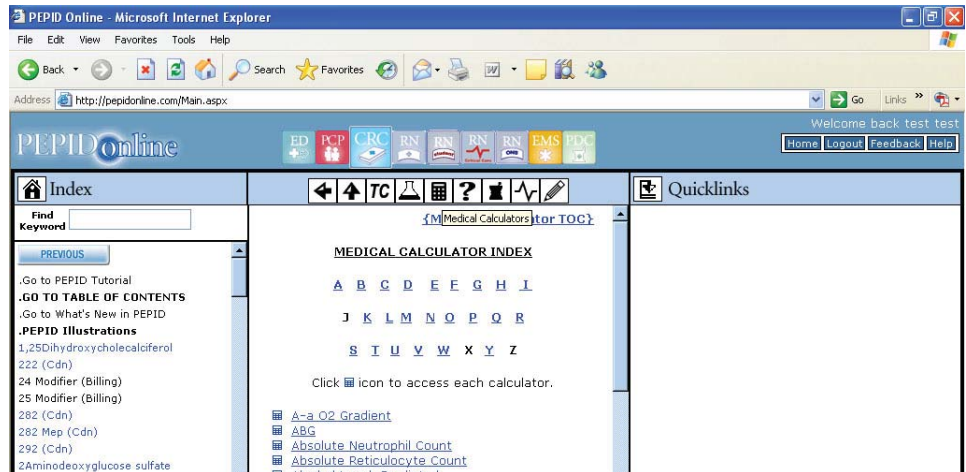
The Lab Manual icon provides critical values and normal ranges for common lab tests listed alphabetically. The {Lab Test TOC} link takes you to a thematic arrangement of Lab Manuals.

- Optional add-on to PEPID suite subscriptions
- Provides critical values and normal ranges for common lab tests
- Lists conditions and meds associated with atypical levels of measured factors





Medical Calculators

The Medical Calculators icon allows you view the alphabetically organized medical calculator index and links you to the medical calculator table of contents. The **{Medical Calculator TOC}** link located top right, links you to a thematic arrangement of calculators.



To Use:

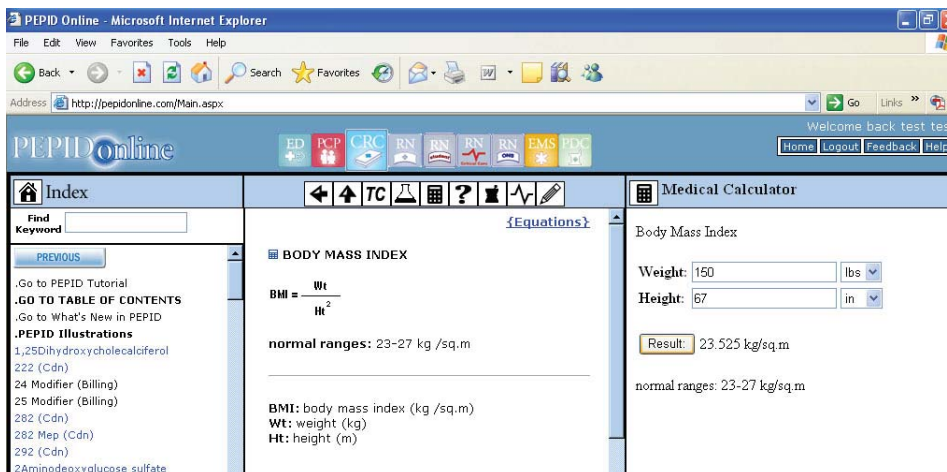


1. Click the  Medical Calculator icon in the navigation bar.
2. In the center column, click on the first letter of the desired calculator.
3. Click on the  Medical Calculator to use. The calculator will appear in the right column. See image below.
4. Input data using your keyboard in spaces provided.
5. Click the Results button to view the answer.

Example:

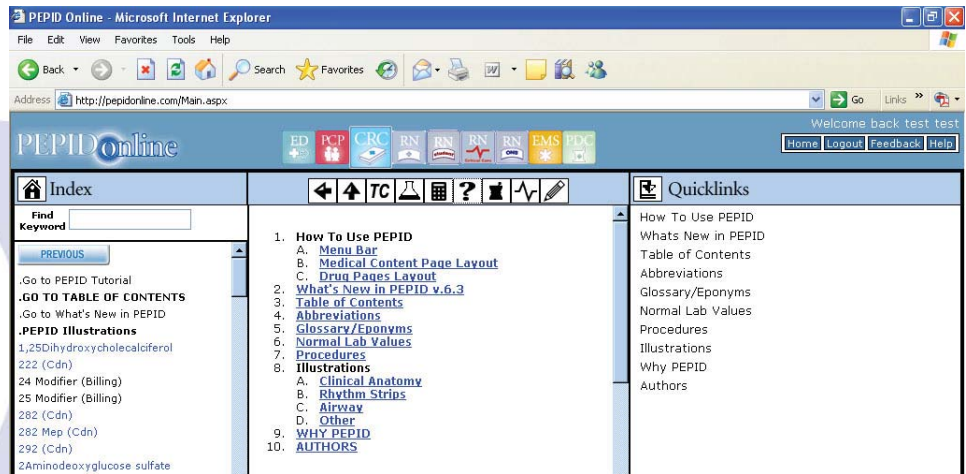
Calculate the Body Mass Index of a 5'7" female weighing 150 lbs. Result: 23.525 kg/sq.m.



It also tells you that the normal range is 23-27 kg/sq.m.






Quick Reference



The Quick Reference icon is the best way to view abbreviations list, glossary, procedures, illustrations, etc. The  Camera icon links you to all available related Illustrations. The  IV Drip Rate icon links you to all available related IV Drip Rate Calculators.

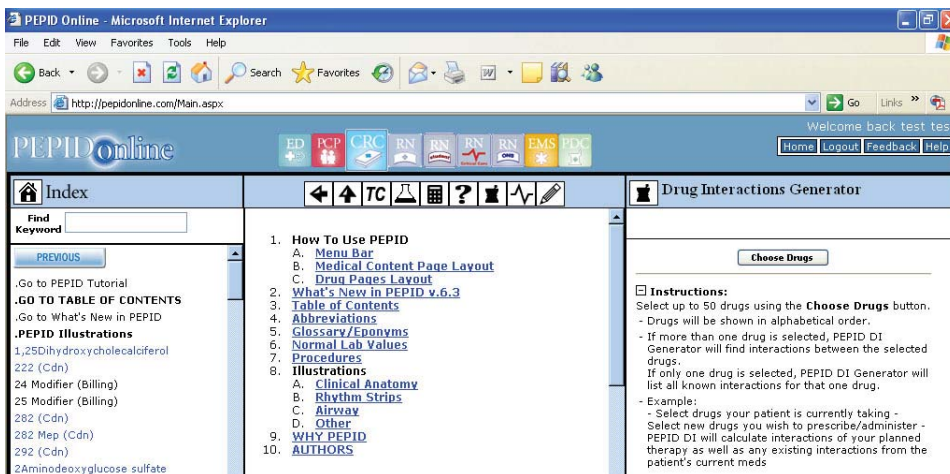
With the  Quick Reference you can view a thematic listing of the following topics:

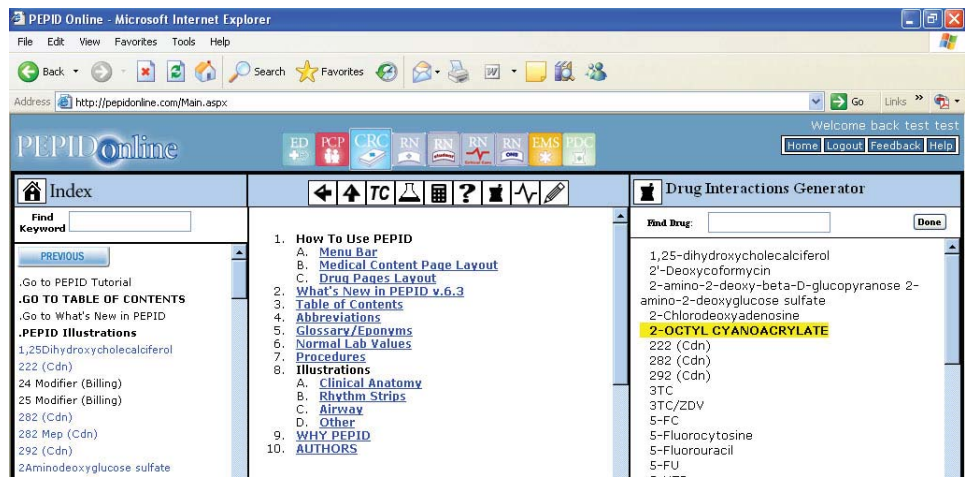
- | | |
|------------------------------|----------------------|
| 1. How To Use PEPID | 6. Normal Lab Values |
| 2. What's New in PEPID v.6.3 | 7. Procedures |
| 3. Table of Contents | 8. Illustrations |
| 4. Abbreviations | 9. Why PEPID |
| 5. Glossary/Eponyms | 10. Authors |




Drug Interactions Generator

The Drug Interaction Generator icon allows you to select up to 50 different drugs and cross reference their interactions.





To Use:

1. Click on the  Drug Interaction Generator in the navigation bar.
2. In the right column, click the Select Drugs button.
3. Use your keyboard to enter first three letters of drug.
4. Click individual selections up to 50 drugs.
5. Click the Done button after all selections are made. If you need to remove any of the selections, click the box in front of the drug.
6. Click the Interactions button.

The Drug Interactions Generator checks interactions between each subject drug and all of the other drugs you have selected. Non-subject drugs are not compared against each other.

Notes:

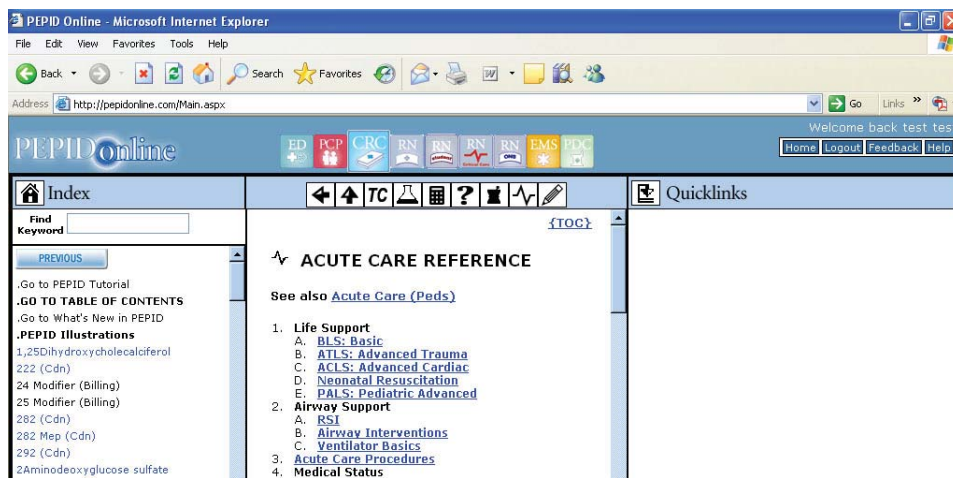
- Numbers represent severity of interaction: 1 = low, 5 = high
- Interactions listed by decreasing severity in bold
- Other interactions of same group listed in regular type
- ↑ Indicates drug level or effect of the following drug will be increased
- ↓ Indicates drug level or effect of the following drug will be decreased
- ↑ ↓ Indicates drug level or effect of the following drug will be either increased or decreased
- ATC: anticoagulation
- Click any underlined text for more information



Example:

Cross reference the following drugs: Amiodarone, Biaxin, Coumadin, and Ginger. PEPID found seven drug interactions. Click on interaction to view details. Three results are as followed:

- 5- ↑ QT:Amiodarone, Biaxin-Both increases QT's, never use combination
- 3- ↑ Amiodarone, Coumadin-Amiodarone increases levels and effects of Coumadin. Possible serious or life-threatening interaction
- 3- ↑ Coumadin, Ginger-Both are anticoagulants-Potential danger

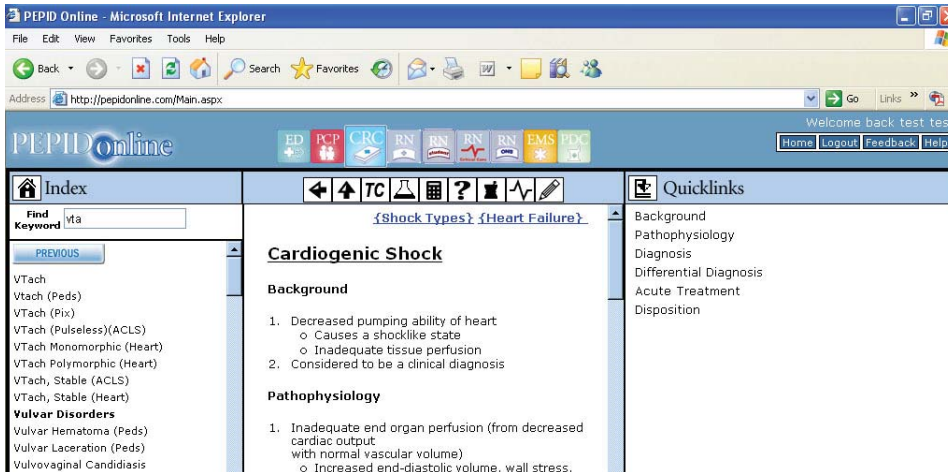
Acute Care Hotlink



The Acute Care Hotlink (Critical Care Reference) icon provides links to immediate lifesaving protocols: BLS, ACLS, ATLS, PALS, RSI, procedures, algorithms, quick drugs and drips, etc. The {TOC} Table of Contents Link located top right, links you to a broader range of topics. The  Camera icon links you to all available related Illustrations. The  IV Drip Rate icon links you to all available related IV Drip Rate Calculators.



With the  Acute Care Hotlink you select topics from a thematic listing as shown below:

1. Life Support
2. Airway Support
3. Acute Care Procedures
4. Medical “Status”
5. Shock Types
6. Other
7. Authors

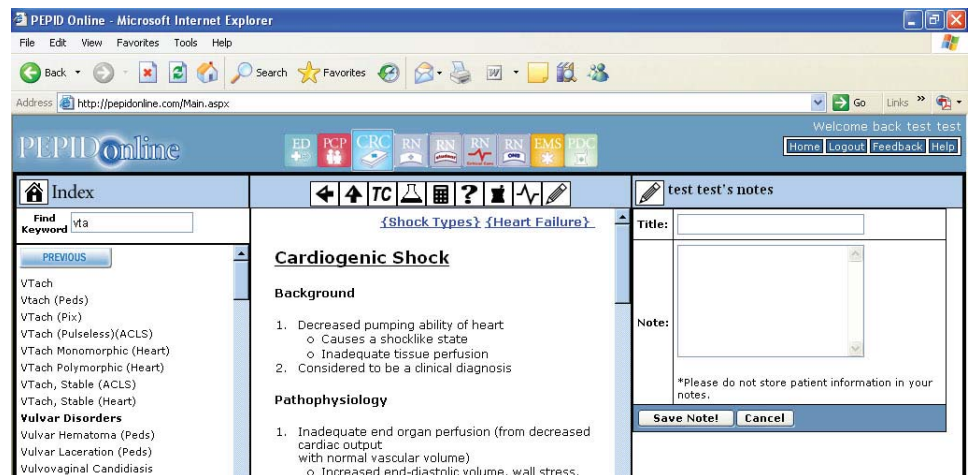


The Notes icon allows you to create, edit, and delete notes. Once a note is created, anytime a subject is searched for that has a note, there will be an alert in the Quicklinks menu in the right column.

To Use:

1. From the  Acute Care Reference, under Shock Types, select Cardiogenic Shock.
2. Click the  Note icon to add a note.
3. In the right column, click on Add New Note.
4. Enter a title in the space provided.
5. Type in the note in the space provided.
6. Click the Save Note button.

The next time you search for the Cardiogenic Shock topic, there will be a line in the right column that reads “You have personal notes for this page. Click here to view them.”





Quicklinks Menu

Quicklinks Menu brings up any subtopics in the right hand column. If you click on any of the subtopics in the Quicklinks Menu, it will bring you to that subject in the middle column. The Quicklinks Menu will appear only when subtopics are available.



The Quicklinks Menu allows you to:

- Access subtopic navigation menu when applicable
- Display Quicklink menu in the right column
- Select from list to link directly to subtopic

Other Links



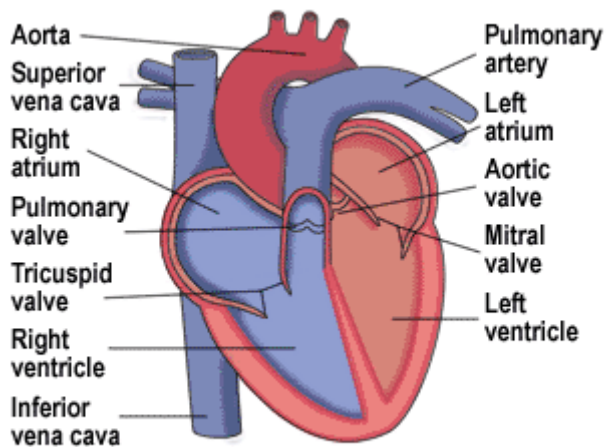
The Camera Icon takes you to all related Images, including original high-resolution color Illustrations and Rhythm Strips, found only in PEPID. Images are selected on the basis of their immediate and direct clinical relevance. For professionals, our enhanced rhythm strips are near-diagnostic quality; and the illustrations are useful for a variety of clinical situations including patient education. Students find these resources handy in study and classroom, as well as clinical settings.



The IV Drip Rate icon takes you to all available related IV Drip Rate Calculators.

{Rel. Topic} The Related Topic link takes you to broader topics related to current page.

[Tx] The Treatment link allows you to view related treatments.



@ Copyright 2006, PEPID, LLC



@ Copyright 2006, PEPID, LLC

Test for CRC Suite

1) What is easiest way to locate a specific item in PEPID CRC Online?

- a) Index
- b) Table of Contents
- c) Quick Links
- d) Quick Reference (Question Mark)
- e) None of the above

2) What does the abbreviation LAD stand for?

- a) Left Anterior Descending
- b) Left Axis Deviation
- c) Lymphadenopathy
- d) All of the above
- e) None of the above

3) How many types of Salter Harris fractures are listed in the Clinical Anatomy section ?

- a) 6
- b) 7
- c) 5
- d) 2
- e) 4

4) Premature Atrial Contraction is a type of which of the following?

- a) Congestive Heart Failure
- b) Heart Blockage
- c) Premature Labor
- d) Irregular Heart Beat
- e) None of the Above

5) Which of the following drug combinations should not be used if at all avoidable?

- a) Kanamycin and Selenium
- b) Medrol and Penicillin
- c) Baridium and Teicoplanin
- d) Teicoplanin and Kanamycin
- e) None of the above



6) Which of the following drugs should never be used with the Varicella Virus Vaccine?

- a) Salicylic Acid
- b) Nalidixic Acid
- c) Paclitaxel
- d) Desloratadine
- e) Aripiprazole

7) Under Clinical Rotations, how many subtopics are in the Surgery section ?

- a) 5
- b) 9
- c) 16
- d) 14
- e) 10

8) How much Hydromorphone do you have to give to a patient to equal the strength of 0.5 mcg of Buprenorphine?


- a) .0045 mg
- b) .0025 mg
- c) .025 mg
- d) .045 mg
- e) None of the above

9) The Extra Cellular Fluid equation is a part of which class of Medical Calculator?

- a) Body Mass Index
- b) Body Weight, Ideal
- c) Body Water, Total
- d) Body Weight, Adjusted
- e) All of the above

10) What is not an indication of Ventilator Management (Basic Principles section)?

- a) Ventilatory Failure
- b) Oxygenation Failure
- c) Mechanical Failure
- d) Vital Capacity
- e) Positive End Expiratory Pressure



11) Which of the following is not an adverse drug reaction to Accutane?

- a) Cheilitis
- b) Thinning hair
- c) Hypertriglyceridemia
- d) All of the above
- e) None of the above

12) How many different dosing options are there in the renal impairment section in administering Milrinone?

- a) 5
- b) 2
- c) 7
- d) 6
- e) 3

13) What condition does Auspitz's sign suggest?

- a) Blowfish Poisoning
- b) HELLP Syndrome
- c) Psoriasis
- d) Reiter's Syndrome
- e) Onychomycosis

14) Which of the following is not a caution when administering Milrinone?

- a) Atrial fib/flutter
- b) Electrolyte abnormalities
- c) Short-term use only
- d) Antidepressants
- e) Abnormal electrolytes

15) Which type of Salter-Harris fracture crosses through the epiphyseal plate?

- a) Type I, "S"
- b) Type II, "A"
- c) Type III, "L"
- d) Type IV, "T"
- e) Type V, "ER"

16) What is the easiest way to get to the Glossary in PEPID?

- a) Quick Reference Icon
- b) Home Index Icon
- c) Quicklinks Menu
- d) All of the above
- e) None of the above

17) What is the first step in administering Milrinone?

- a) 50 mcg/kg IV over 20 minutes
- b) 60 mcg/kg IV over 20 minutes
- c) 65 mcg/kg IV over 10 minutes
- d) 60 mcg/kg IV over 10 minutes
- e) 50 mcg/kg IV over 10 minutes

18) Which of the following is not listed under the Neurology Pearls section?

- a) HTN
- b) Migraine
- c) Cluster HA
- d) Meningitis
- e) Encephalitis

19) What should the IV drip rate be to achieve a dose of 1 mg/min Amiodarone in an adult, with a 1.8 mg/mL solution?

- a) 30.55 ml/hr
- b) 25.65 ml/hr
- c) 33.33 ml/hr
- d) 20.33 ml/hr
- e) 27.15 ml/hr

20) Which of the following is not a medical cause of low bicarbonate levels in the blood?

- a) Compensated respiratory alkalosis
- b) Diabetes mellitus
- c) Cholestyramine, cyclosporin A
- d) Diarrhea
- e) Metabolic acidosis

Answers

Answers Key:

- 1) a
- 2) d
- 3) c
- 4) d
- 5) d
- 6) a
- 7) d
- 8) b
- 9) c
- 10) e
- 11) e
- 12) d
- 13) c
- 14) d
- 15) d
- 16) a
- 17) e
- 18) a
- 19) c
- 20) c

Topics Covered (per question):

- 1) 3 Drug Interactions
- 2) 2 Medical Calculators
- 3) 1 IV Calculators
- 4) 1 Lab Manual
- 5) 5 Index
- 6) 1 Glossary
- 7) 2 General PEPID
- 8) 2 Illustrations
- 9) 1 CRC Specific
- 10) 2 Table of Contents





Visit us on the web at www.pepid.com

Questions about downloading, updates or functions?

Phone: 1-888-321-STAT (7828) x206

Web: www.pepid.com/support

E-mail: support@pepid.com

Mail: PEPID LLC, 8001 N. Lincoln Ave. #725, Skokie, IL 60077

Medical or drug content questions? Topic ideas? Want to become an author?

E-mail editorial department: medical_editors@pepid.com