



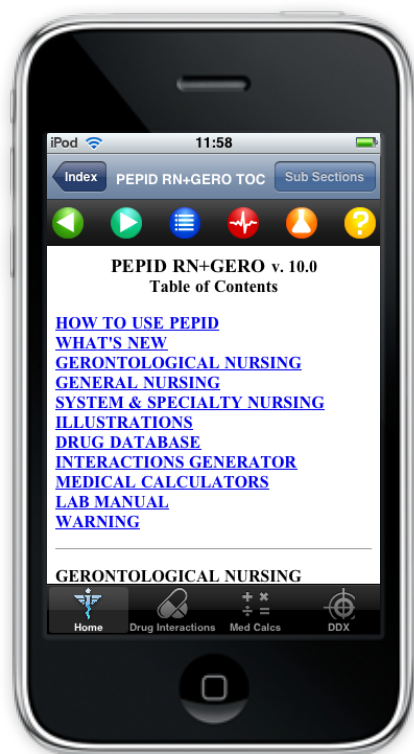
## Gerontological Nursing Suite Tutorial: iPhone and iPod Touch

This tutorial will teach you how to utilize every aspect of PEPID Gerontological Nursing Suite. At the end, you will find a quiz, which will prepare you to quickly and efficiently navigate through PEPID RN GERO.

### >> Table of Contents

The Table of Contents allows you to see all that is offered on your PEPID Gerontological Nursing Suite.

The Table of Contents is available by tapping the  icon from the top of any content screen, or at the top of the index.

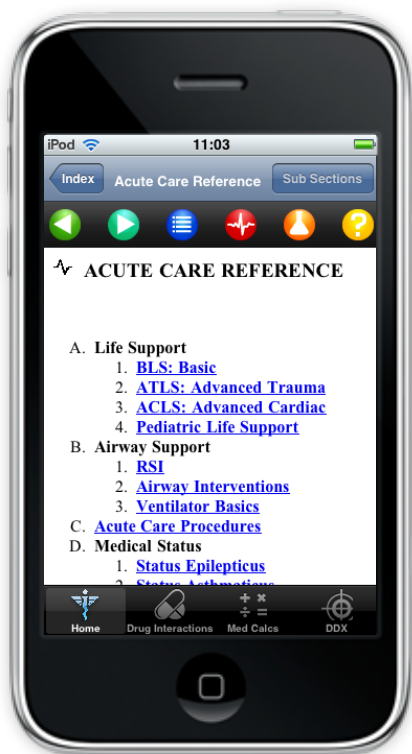


Within the Table of Contents, you select from a thematic listing of topics as shown below:


- How to use PEPID
- What's New
- Gerontological Nursing
- General Nursing
- System & Specialty Nursing
- Illustrations
- Drug Database
- Interactions Generator
- Medical Calculators
- Lab Manual
- Warning

### >> Back

To return to the previous screen, simply click the back button at the top of your screen. If you select a link to view a subtopic, you can use the Back button to return to the previous screen, just like on your internet browser.




### >> Acute Care Reference

The Acute Care Reference is available by tapping the  icon at the top of your screen, and provides links to immediate life saving protocols: BLS, ACLS, ATLS, PALS, RSI, procedures, algorithms, quick drugs and drips, etc.

With the Acute Care Reference you select topics from a thematic listing as shown below:

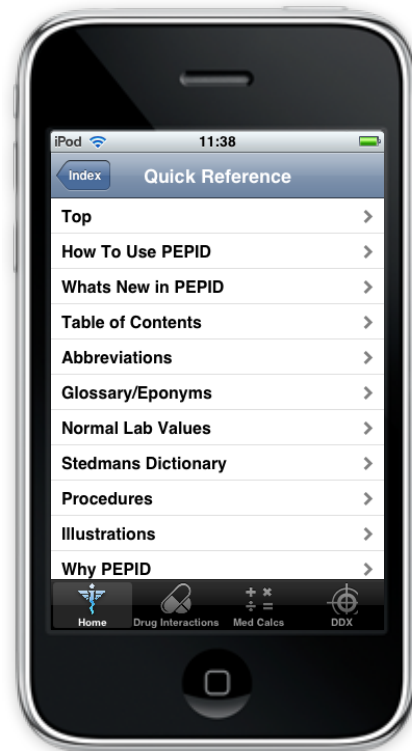
- A. Life Support
- B. Airway Support
- C. Acute Care Procedures
- D. Medical Status
- E. Shock Types
- F. Other
- G. Authors

### >> Help

The help section is available through the  icon at the top of your screen and contains a built-in tutorial, as well as a description of the content and updates added with your last update.


Within the help section you can view a thematic listing of the following topics:

- How To Use PEPID
- What's New in PEPID
- Table of Contents
- Abbreviations
- Glossary/Eponyms
- Normal Lab Values
- Stedman's Dictionary
- Procedures
- Illustrations
- Why PEPID
- Authors





## >> Drug Interactions Generator

The drug interactions generator allows you to select up to eight different drugs, herbals, OTCs and supplements and cross reference their interactions. It can be accessed by pressing the drug interactions icon  at the bottom of your screen, or through the table of contents.

To Use:

1. Select Drug Interactions the bottom of your screen.
2. Use keyboard to enter drug name
3. Select up to eight drug names
4. Select "interactions" after all selections are made

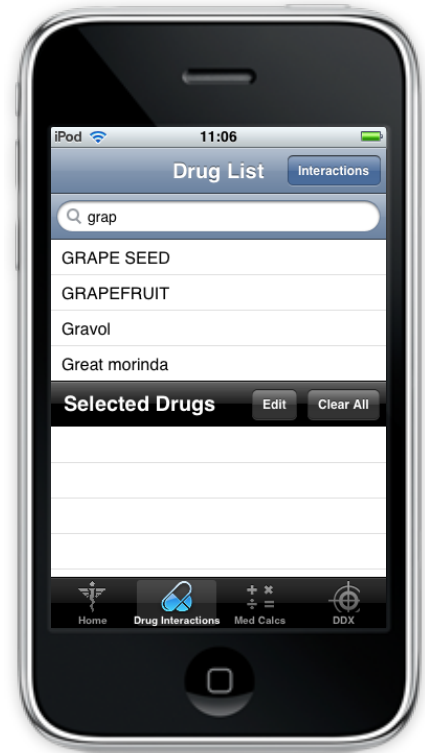
The drug interactions generator checks interactions between each subject drug and all of the other drugs you have selected.

### Notes:

- Numbers represent severity of interaction: 1 = low, 5 = high
- Interactions listed by decreasing severity
- When there are multiple interactions between two drugs, the strongest in severity will be in bold
- Other interactions of same group listed in regular type
- ↑ Indicates drug level or effect of the following drug will be increased
- ↓ Indicates drug level or effect of the following drug will be decreased
- ↑ ↓ Indicates drug level or effect of the following drug will either be increased or decreased
- ATC: anticoagulation
- Tap any underlined text for more information


**Example:** Cross reference the following drugs: Amiodarone, Biaxin, Coumadin, and Ginger. PEPID finds seven drug interactions. Click on any of the interactions to view details. A sample of the results are as follows:

- 5- ↑ Qt:Amiodarone, Biaxin-Both increase QTc interval, never use combination
- 3- ↑ Amiodarone, Coumadin-Amiodarone increases levels and effects of Coumadin. Possible serious or life-threatening interaction
- 3- ↑ Coumadin, Ginger-Both are anticoagulants-Potential danger





## >> Medical Calculators

To access an alphabetical list of medical calculators, select med calcs  from the bottom of your screen. If you'd like to access calculators by type, select medical calculators through the table of contents. Our calculators are also integrated within our clinical and lab content.

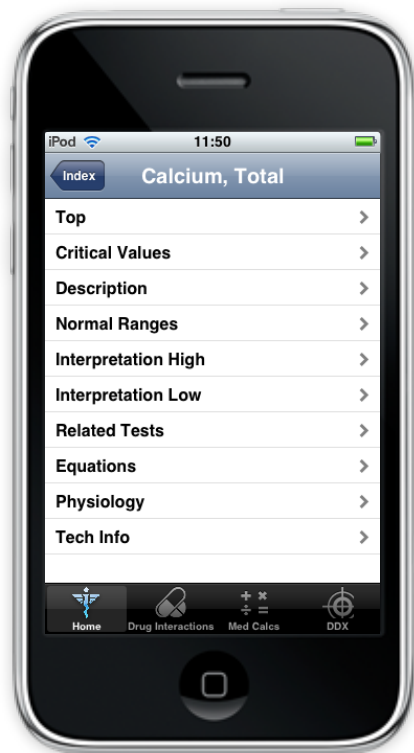
To Use:

1. Select Med Calcs from the bottom of your screen.
2. Locate the calculator you are searching for
3. Tap on the calculator icon
5. Input data your keyboard
6. Click the results button


**Example:** Calculate the Body Mass Index of a 5'7" female weighing 150 lbs.

- Result: 23.5248 kg/sq.m.

It also tells you that the normal range is 23-27 kg/sq.m.




## >> Laboratory Manual

PEPID's lab manual provides critical values and normal ranges for common lab tests. You can view labs by type through the main table of contents, or an alphabetic listing by pressing the  icon from the top of your screen.

- Provides critical values and normal ranges for common lab tests
- Lists conditions and medications associated with atypical levels of measured factors
- Contains links to related medical calculators and lab tests

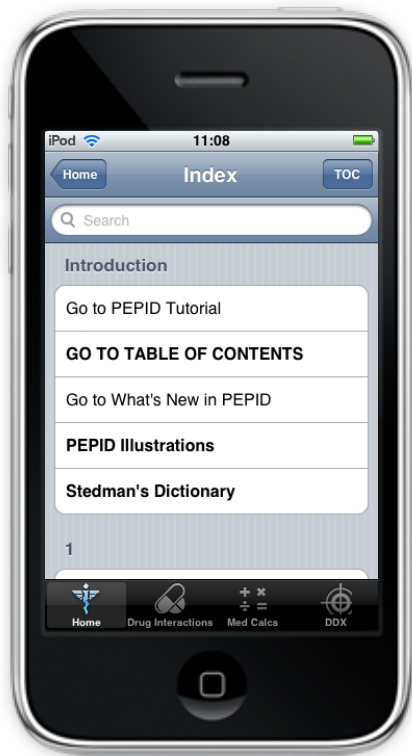


## >> Subsections Menu

The subsections menu icon allows you to jump to specific information within the top you're viewing. If you'd like to view the subsections menu, simply click the Subsections button  from the top of your screen.

The subsections menu icon allows you to:




- Access subtopic navigation menu from anywhere on page
- Select from list to link directly to subtopic



## >> Index

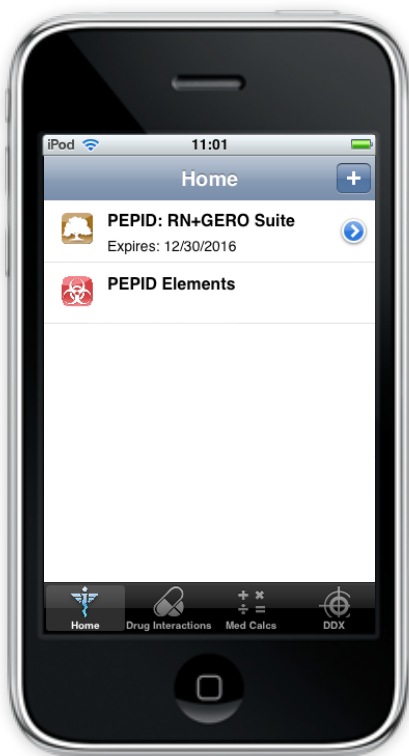
The home icon takes you to the PEPID index, which is essentially your search tool for PEPID. The index allows you to search for anything within our content, whether it's a disease, drug name, medical calculator, lab or procedure.

To Use:

1. Select Home from the bottom of your iPhone screen
2. Type in the letters of the topic you want to search, like Vtach, for example
3. Select Vtach in the listing menu
4. From the Ventricular Tachycardia (Vtach) page, you can view your quicklinks by scrolling through your menu to jump to subtopics including diagnosis, pathophysiology, or treatment
5. From the Vtach page, you can tap on the  Camera icon to view Monomorphic and Polymorphic rates. Click back to return.
6. Scroll down the page. Select [vagal maneuvers](#) to view more details. Click the back button on your device to return.
7. Continue to scroll down the Vtach page, and you will come across relevant calculators. You can tap on the [Qt int](#) to view the QT Interval Correction equation, or you can tap the  calculator icon on the screen next to the [Qt int](#) link to use the calculator. Click back to return.
8. Continue to scroll down the Vtach page, and tap on the [Amiodarone](#) link. From the quicklinks menu, you can view dosing, kinetics, IV info, overdose management, etc. You can also scroll through the content using your trackball. Scroll down and tap on any of the  IV drip rate icons to use a dosing calculator.

Notes:

- The fastest way to find any topic
- Links directly to the index
- Use keyboard to enter first few letters
- Alphabetical index is colorized for distinction between keywords
- Drug topics are blue
- Tables of contents are bolded
- Chapter headings are bolded and capitalized



### >> My PEPID

My PEPID takes you to the PEPID Document Manager, which allows you to:

- Find out when your subscription expires
- Register new products on your device
- Delete old products on your device

### >> Other Links



The camera icon takes you to all related images, including original high-resolution color illustrations that are great for patient education or personal reference. Our illustration include clinical anatomy, rhythm strips, procedures, environmental, toxicologic and diseases and disorders.



The IV Drip Rate icon takes you a drug-specific IV drip rate calculator.

{Rel. Topic} The Related Topic link takes you to broader topics related to the current page.



The Treatment link allows you to view related treatments.



The Nursing Considerations link allows you to view any relevant nursing considerations.



This icon indicates a Stedman's term is integrated, simply click to read the definition of the term.



This icon indicates there is an evidence-based inquiry embedded in the content.





## Gerontological Nursing Suite TEST

**1) How much vitamin K (per day), would you give a patient with vitamin K deficiency?**

- a) 20-30 mg
- b) 40-50 mg
- c) 1-2 mg
- d) 10-20 mg
- e) None of the Above

**2) When opening an airway for resuscitation, in what situation should you use a chin lift technique?**

- a) Whenever possible
- b) Any situations where a C-spine injury is not suspected
- c) Any situation involving chest injury
- d) Any situation where C-spine injury is suspected
- e) None of the Above

**3) Out of the drugs listed, which combination should never be used because of its serious, possibly life threatening interactions?**

- a) heparin and mifepristone
- b) heparin and oxacillin
- c) heparin and mephenytoin
- d) heparin and diflunisal
- e) None of the Above

**4) What is the stroke volume for a patient with a cardiac output of 3500 ml/min and a heart rate of 65 bpm?**

- a) 52.766 ml/beat
- b) 4.385 ml/beat
- c) 43.85 ml/beat
- d) 53.85 ml/beat
- e) None of the Above




**5) "PICC" stands for what?**

- a) Percutaneously Inserted Central Venous Catheter
- b) Percutaneous Inserted Endoscopic Central Gastrostomy
- c) Percutaneous Inserted Catheter Collaboration
- d) Percutaneously Inserted Central Arterial Catheter
- e) None of the Above

**6) What condition is suggested by Auspitz's sign?**

- a) Eczema
- b) Psoriasis
- c) Atrial Flutter
- d) Bacterial meningitis
- e) None of the Above



**7) Out of the drugs listed, which combination should never be used because of its serious, possibly life threatening interactions?**

- a) Welchol and colesevelam
- b) Welchol and orlistat
- c) Welchol and phytonadione
- d) Welchol and ursodiol
- e) None of the Above

**8) What peak flows are predicted for a 47 inch child?**

- a) 50 L/min
- b) 100 L/min
- c) 200 L/min
- d) 150 L/min
- e) None of the Above

**9) What is something a nurse should consider in an orbital blowout fracture?**

- a) Associated leg injury
- b) Associated head/c-spine injury
- c) Associated vascular complications
- d) Associated upper extremity injury
- e) None of the Above



**10) Out of the drugs listed, which combination should never be used because of its serious, possibly life threatening interactions?**

- a) Prograf and cyclosporine
- b) Prograf and clotrimazole
- c) Prograf and fluconazole
- d) Prograf and cilazapril
- e) None of the Above

**11) Prior to a paracentesis procedure, which is something a nurse to review?**

- a) CBC
- b) Platelet count
- c) Coag studies
- d) All of the Above
- e) None of the Above

**12) When selecting a catheter and thinking about initiation and maintenance, which is not a principle of insertion?**

- a) Aseptic technique
- b) Monitor for complications
- c) Change drsg/tubing/cap per inst. protocol if soiled
- d) Select proper tubing and insertion location
- e) None of the Above

**13) PEPID users can see the previous topic they viewed by using which menu button?**

- a) Related Topics
- b) Quick Reference
- c) Back Icon
- d) Home Index
- e) None of the Above

**14) You have 10 mg of phenylephrine in a 250 ml bag. The patients does is 150 mcg/min. What would you set the drip rate to?**

- a) 230 ml/hr
- b) 225 ml/hr
- c) 100 ml/hr
- d) 300 ml/her
- e) None of the Above



15) One of the first thing for a nurse to consider in a whiplash injury?

- a) Cervical spine immobilization
- b) Pain assessment and management
- c) Provide other aspects of patient safety
- d) Distal CSM assessment
- e) None of the Above

## Answers

**Answer Key:**

- 1) d
- 2) b
- 3) a
- 4) d
- 5) a
- 6) b
- 7) e
- 8) c
- 9) b
- 10) a
- 11) d
- 12) d
- 13) c
- 14) b
- 15) a