




Quick Start Guide: iPhone and iPod Touch

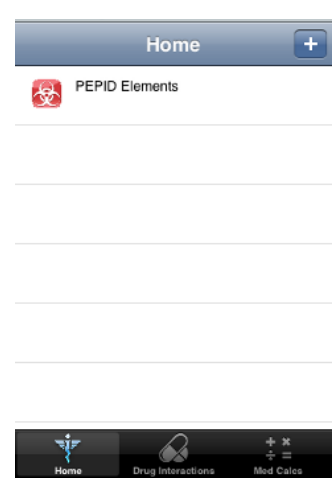
>> Install

1. Install PEPID onto your iPhone or iPod Touch using the iTunes Store.

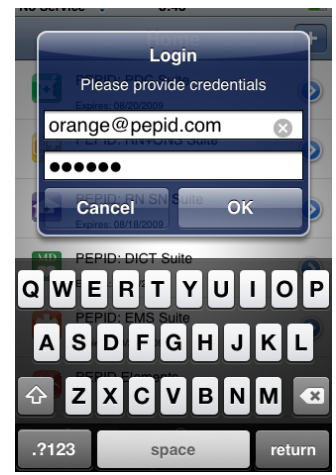


>> Download

1. Open PEPID on your device and select the + from the upper right-hand corner.



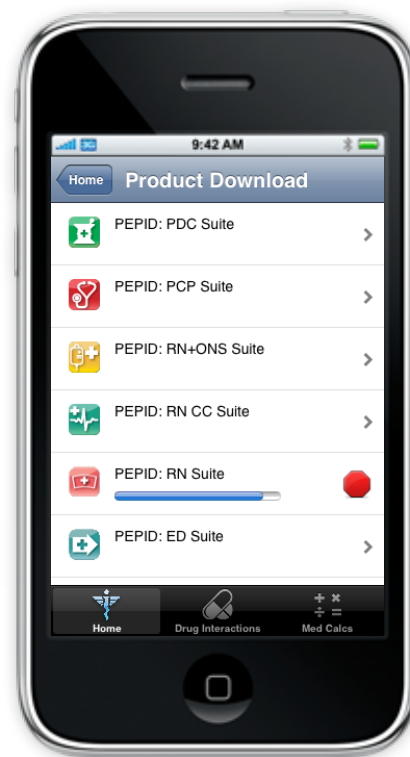
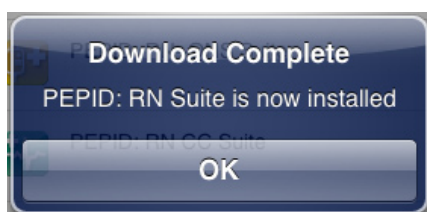
2. Enter your email address and password.





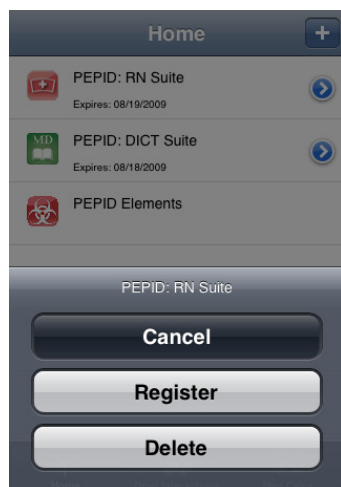
>> Download

3. Select the product you wish to download.
4. You will be notified when the download is complete. Click home to access your PEPID Suite.

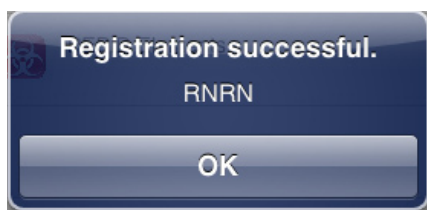


>> Register

1. To manually register your PEPID Suite, select the blue arrow to the right of your suite and select Register.



- 2 You will receive a message when registration is complete.



For additional assistance, please contact PEPID Technical Support:

Email: support@pepid.com • Live Chat: <http://www.pepid.com/Support.asp> • Phone: (888) 321-7828