


PEPID™

Mobile Medical Information













Oncology Nursing Suite *Tutorial*





RN ONS PDA Version

Tutorial By Navigation Icon

	Back.....	1
	Acute Care Hotlink.....	1
	Quick Reference.....	2
	Drug Interactions Generator.....	2-3
	Medical Calculators.....	3
	Lab Manual.....	4
	Note.....	4
	Quicklinks Menu.....	5
	Home Index.....	5-6
	Document Manager.....	6
TC	Table of Contents.....	6-7

Other Links

	Camera.....	7
	IV Drip Rate.....	7
{Rel. Topic}	Related Topics.....	7
[Tx]	Treatment.....	7
[Nx]	Nursing Considerations.....	7

Test

Test.....	9-12
Answers.....	13

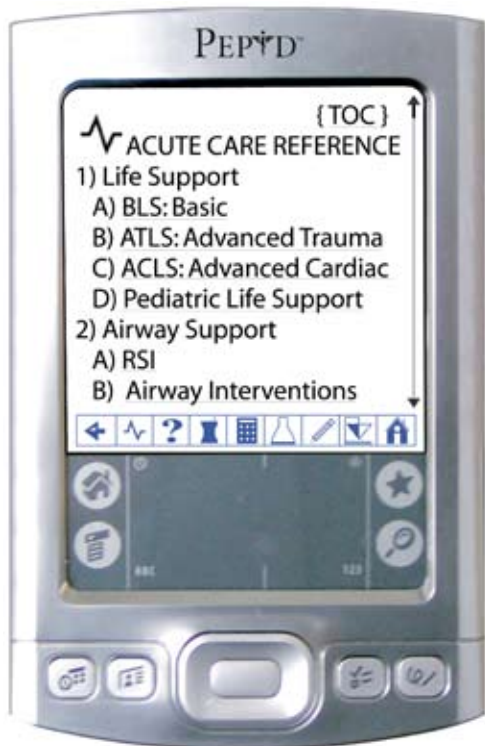
PDA and online information resources and clinical tools are essential for every professional working in today's mobile healthcare industry. No modern medical and nursing curriculum is complete without an authoritative handheld reference and training on how to use it.

This tutorial will teach you how to utilize every aspect of PEPID. From the Medical Calculators and Drug Interactions Generator, the tutorial has you covered. Included in each tutorial is a quiz, which will prepare you to quickly and efficiently navigate through PEPID. They are an excellent resource for integrating PEPID into an educational or clinical setting, and are a strong overview of the product. Thank you for your interest in the PEPID tutorials.


Back

The Back icon takes you to the previous screen. The Back icon can always be found in the navigation bar, except when writing a note. In that instance, the Back icon will be replaced by a back button on the screen. If you tap on a link to view a subtopic, you can use the Back icon to return to the same place on the previous screen.

Acute Care Hotlink



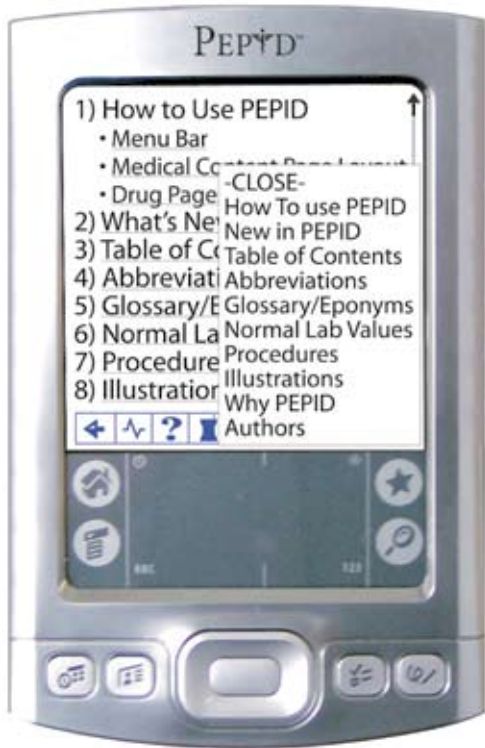
The Acute Care Hotlink (Critical Care Reference) icon provides links to immediate lifesaving protocols: BLS, ACLS, ATLS, PALS, RSI, procedures, algorithms, quick drugs and drips, etc. The {TOC} Table of Contents Link located top right, links you to a broader range of topics.

With the  Acute Care Hotlink you select topics from a thematic listing as shown below:


1. Life Support
2. Airway Support
3. Acute Care Procedures
4. Medical Status
5. Shock Types
6. Other
7. Authors



Quick Reference



The Quick Reference icon is the best way to view abbreviations list, glossary, procedures, illustrations, etc.

With the  Quick Reference you can view a thematic listing of the following topics:


1. How To Use PEPID
2. What's New in PEPID
3. Table of Contents
4. Abbreviations
5. Glossary/Eponyms
6. Normal Lab Values
7. Procedures
8. Illustrations
9. Why PEPID
10. Authors



Drug Interactions Generator

The Drug Interactions Generator icon allows you to select up to 40 different drugs and cross reference their interactions.

To Use:

1. Tap on the  Drug Interaction icon in the menu bar.
2. Tap Select Drugs.
3. Use keypad to enter first three letters of drug
4. Tap individual selections up to 40 drugs
5. Tap the Done button after all selections are made
6. Tap the boxes in front of up to 8 of these drugs to designate them as subject drugs

The Drug Interactions Generator checks interactions between each subject drug and all of the other drugs you have selected. Non-subject drugs are not compared against each other.



Notes:

- Numbers represent severity of interaction: 1 = low, 5 = high
- Interactions listed by decreasing severity
- When there are multiple interactions between two drugs, the strongest in severity will be in bold
- Other interactions of same group listed in regular type
- ↑ Indicates drug level or effect of the following drug will be increased
- ↓ Indicates drug level or effect of the following drug will be decreased
- ↑ ↓ Indicates drug level or effect of the following drug will either be increased or decreased
- ATC: anticoagulation
- Tap any underlined text for more information

Example: Cross reference the following drugs: Amiodarone, Biaxin, Coumadin, and Ginger. PEPID found seven drug interactions. Click on interaction to view details. Three results are as followed:

- 5- ↑ Qt:Amiodarone, Biaxin-Both increase QTc interval, never use combination
- 3- ↑ Amiodarone, Coumadin-Amiodarone increases levels and effects of Coumadin. Possible serious or life-threatening interaction
- 3- ↑ Coumadin, Ginger-Both are anticoagulants-Potential danger





Medical Calculators

The Medical Calculators icon allows you to view the alphabetically organized medical calculator index and links you to the medical calculator table of contents. The **{Medical Calculator TOC}** link located top right, links you to a thematic arrangement of calculators.

To Use:



1. Tap the  Medical Calculator icon in the menu bar.
2. Tap on the first letter of the desired calculator.
3. Select the underlined text to view equation for specified calculation.
4. Tap on the  Medical Calculator on the screen.
5. Input data using either graffiti area or numbered boxes in spaces provided.
6. Tap the results button to view.

Example: Calculate the Body Mass Index of a 5'7" female weighing 150 lbs.

•Result: 23.5248 kg/sq.m.

It also tells you that the normal range is 23-27 kg/sq.m.





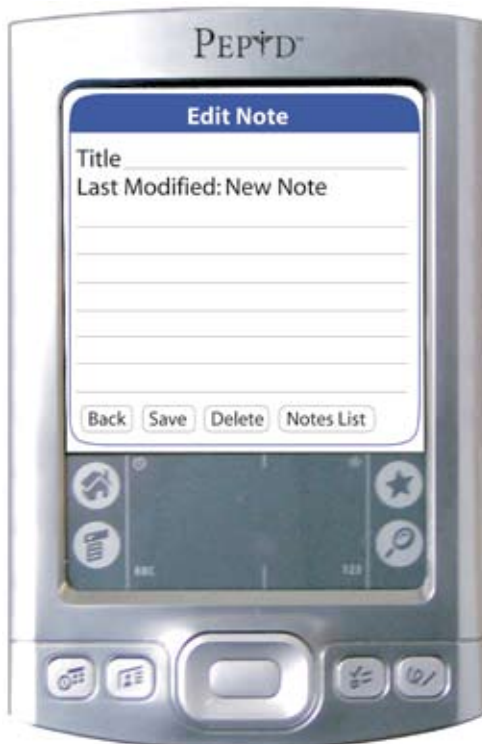
Lab Manual

The Lab Manual icon provides critical values and normal ranges for common lab tests listed alphabetically. The {Lab Test TOC} link located top right, links you to a thematic arrangement of Lab Manuals.

- Optional add-on to PEPID suite subscriptions.
- Provides critical values and normal ranges for common lab tests
- Lists conditions and meds associated with atypical levels of measured factors





Note



The Notes icon allows you to create, edit, and delete notes.

Once a note is created, anytime a subject is searched for that has a note, the note icon will be red in the navigation bar.

To Use:

1. From the  Acute Care Reference, under Shock Types, select Cardiogenic Shock.
2. Tap the  Notes icon to add a note. For your convenience, it gives your note a title, and keeps track of the last time you modified it.
3. Tap on the first line provided and use the graffiti pad to enter your message.
4. Tap the Save button.

Note:

The next time you search for the Cardiogenic Shock topic, the note icon will appear in red in the navigation bar.



Quicklinks Menu

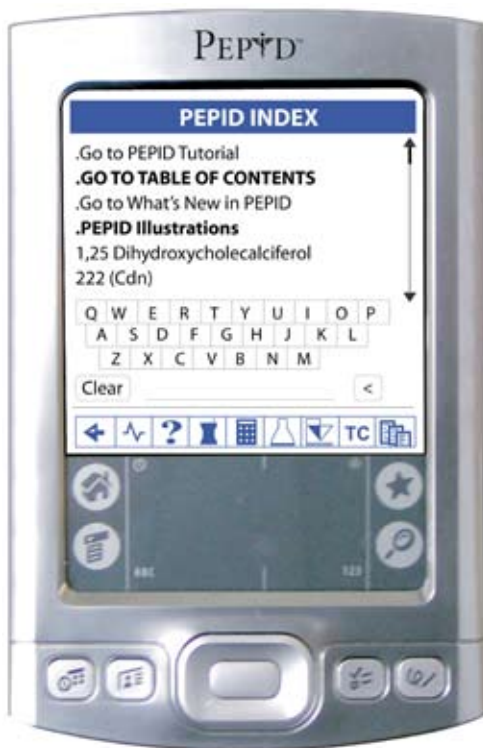
Quicklinks Menu icon brings you to the top of any given page and brings up any subtopics in a pop up box. The Quicklinks Menu pop up box also appears the first time you access any given topic. To exit the Quicklinks Menu pop up, tap **–CLOSE–** to return.


The  Quicklinks Menu icon allows you to:

- Access subtopic navigation menu from anywhere on page
- Brings you to top of page
- Displays Quicklinks Menu at the bottom right-hand corner
- Select from list to link directly to subtopic











Home Index



The Home Index icon allows you to go to the PEPID Tutorial, Table of Contents, What's New in PEPID, System Index, or to do a Topic Search. It is the only screen where the **TC** Table of Contents or the  Document Manager icons can be found.

To Use:

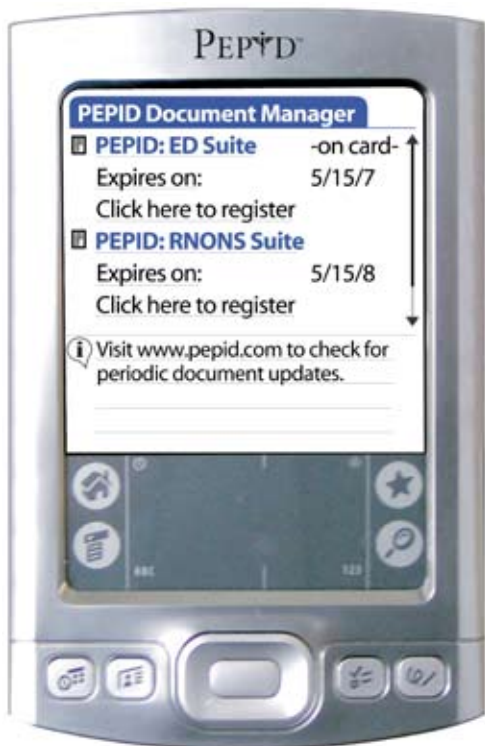
1. Tap the  Home Index icon in the navigation bar.
2. Type in the letters of the topic you want to search, like Vtach, for example. Vtach uses every feature of PEPID.
3. Tap Vtach in the listing menu.
4. From the Ventricular Tachycardia (Vtach) page, you can tap on the  Quicklinks Menu icon to view related topics, including Diagnosis and Pathophysiology. Tap **–CLOSE–** to return.
5. From the Vtach page, you can tap on the  Camera icon to view Monomorphic and Polymorphic rates. Tap the  Back icon to return.
6. On the Vtach page, use the right scroll bar to go down the page. Tap vagal maneuvers to view more details. You will see these glossary links throughout the application. Tap the  Back icon to return.
7. Continue to scroll down the Vtach page, and you will come across relevant calculators. You can tap on the Qt int to view the QT Interval Correction equation, or you can tap the  Medical Calculator on the screen next to the Qt int link to actually use the calculator. Tap the  Back icon to return.

8. Continue to scroll down the Vtach page, and tap on the Amiodarone link. From the Quicklinks menu, you can view Dosing, Kinetics, IV Info, and Overdose Management to name a few. If you tap **-CLOSE-**, you can use the scroll bar on the right hand side to view all topics. Scroll down and tap on any of the  IV Drip Rate to use the calculator.

Notes:

- **The fastest way to find any topic**
- Links directly to the index
- Use keypad or graffiti area to enter first few letters
- Tap entry to select from alphabetical keywords list
- Use scrollbar to navigate complete list
- Alphabetical index is colored for distinction between keywords
- Drug topics are blue
- Tables of contents are bolded
- Chapter headings are bolded and capitalized
- To go to the Table of Contents, find it in the top listing, or enter either “TOC” or a period (.) in graffiti area

 **Document Manager**




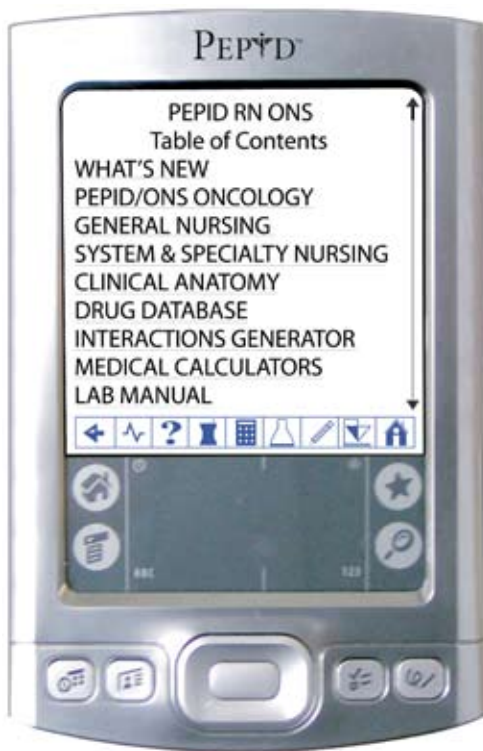
With the  Document Manager, you select what PEPID product you want to use.

The Document Manager allows you to:

- View where PEPID is being stored on your device
- View the expiration date
- View the Register Document
- Register new products on your device
- Delete old products on your device

TC  **Table of Contents**

The Table of Contents (TOC) icon allows you to see all that is offered on your PEPID Oncology Nursing Suite. The **TC** Table of Contents icon is only a selection from the initial  Home Index page, however, the {TOC} link is found throughout the application.





With the **TC** Table of Contents, you select from a thematic listing of topics as shown below:

- What's New
- PEPID/ONS Oncology
- General Nursing
- System & Specialty Nursing
- Clinical Anatomy
- Drug Database
- Interactions Generator
- Medical Calculators
- Lab Manual
- How to Use PEPID
- Warning

In the RN ONS *Symptom Management* section the user can access comprehensive monographs on pain management, fatigue, neurologic complications and more. The *Oncologic Emergencies* chapter covers differential diagnoses, and looks at oncologic emergencies that can occur in any anatomical system.

Other Links

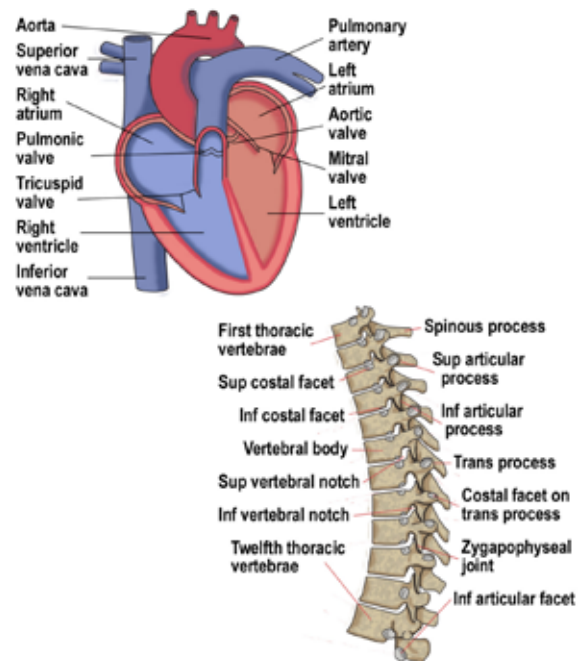
 The Camera icon takes you to all related Images, including original high-resolution color Illustrations and Rhythm Strips, found only in PEPID. Images are selected on the basis of their immediate and direct clinical relevance. For professionals, our enhanced rhythm strips are near-diagnostic quality; and the illustrations are useful for a variety of clinical situations including patient education. Students find these resources handy in study and classroom, as well as clinical settings.

 The IV Drip Rate icon takes you to all available related IV Drip Rate Calculators.

{Rel. Topic} The Related Topic link takes you to broader topics related to current page.

[Tx] The Treatment link allows you to view related treatments.

[Nx] The Nursing Considerations link allows you to view any relevant nursing considerations. Available only in PEPID RN, RNONs, RNCC, and RNSCC.



Test for RN ONS Suite

1) Which is not a complication in a subclavian line procedure?

- a) Subclavian artery puncture or cannulation
- b) Pneumothorax secondary to pleural tear
- c) Catheter may cause infection
- d) Air may be sucked into catheter if hub is left exposed and cause
- e) None of the Above

2) Out of the drugs listed, which combination should be used with caution because of its serious, possibly life threatening interactions?

- a) ribavirin and acetaminophen
- b) ribavirin and zalcitabine
- c) ribavirin and didanosine
- d) ribavirin and warfarin
- e) None of the Above

3) What is the recommended dose of thiethylperazine?

- a) PO: 5 mg qD BID
- b) PO: 10 mg qD TID
- c) IM/PO/PR: 10 mg qD TID
- d) PO: 5 mg PRN
- e) None of the Above

4) Which is not a part of Saint's Triad?

- a) Cholecystitis
- b) Hiatal hernia
- c) Cholelithiasis
- d) Diverticulosis
- e) None of the Above





5) Skin changes in field of radiation therapy include:

- a) Alopecia
- b) Erythema
- c) Blood vessel changes
- d) Change in pigmentation
- e) All of the Above

6) Which cannot be found in the Quick Reference listing?

- a) Table of Contents
- b) Abbreviations
- c) Drug Interactions Generator
- d) Illustrations
- e) None of the Above

7) According to the nursing considerations for a colonoscopy procedure, what does adequate cleansing (bowel preparation) provide?

- a) Optimal visualization and decreased time
- b) Lowered success rate
- c) Ease of insertion
- d) Less risk of oxygen saturation
- e) None of the Above

8) What is the first step in an ostomy irrigation procedure?

- a) Apply irrigating sleeve or sheath to stoma
- b) Wash hands before removal of old bags and apply gloves
- c) Prepare patient by providing background information
- d) Gather all equipment
- e) None of the Above

9) What is the pregnancy category for doxorubicin?

- a) A
- b) B
- c) C
- d) D
- e) None of the Above

10) What is the alveolar oxygen tension for a patient with 40 mmHg of PaCO₂?

- a) 43.56 mmHg
- b) 99.73 mmHg
- c) 45.32 mmHg
- d) 87.22 mmHg
- e) None of the Above

11) Out of the drugs listed, which combination should be used with caution because of its serious, possibly life threatening interactions?

- a) salicylic acid and norgestrel
- b) salicylic acid and ketorolac
- c) salicylic acid and indoramin
- d) salicylic acid and nebivolol
- e) None of the Above

12) A patient has 5.2 g/dL of albumin and 11.4 mg/dL measured calcium. What is the corrected calcium level?

- a) 8.82 mg/dL
- b) 10.53 mg/dL
- c) 10.44 mg/dL
- d) 5.93 mg/dL
- e) None of the Above



13) A patient is prescribed 6 mcg/min of nitroglycerin IV. There is 50 mg of the drug in a 250 ml bag.

What should you set the drip rate to?

- a) 3.4 ml/hr
- b) 4.5 ml/hr
- c) 1.8 ml/hr
- d) 4.3 ml/hr
- e) None of the Above

14) Out of the drugs listed, which combination should be used with caution because of its serious, possibly life threatening interactions?

- a) reserpine and furazolidone
- b) reserpine and esmolol
- c) reserpine and carteolol
- d) reserpine and labetalol
- e) None of the Above

15) The abbreviations "VS" stands for?

- a) Vital signs stable
- b) Versus
- c) Vital signs
- d) Visual signs
- e) None of the Above

Answers


Answer Key:

- 1) c
- 2) c
- 3) c
- 4) a
- 5) e
- 6) c
- 7) a
- 8) c
- 9) d
- 10) b
- 11) b
- 12) c
- 13) c
- 14) a
- 15) c

Topics Covered (per question):

- 1) 3 Drug Interactions
- 2) 2 Drug Monographs
- 3) 2 RN ONS Specific
- 4) 2 Medical Calculators
- 5) 2 Procedures
- 6) 1 General PEPID
- 7) 1 Abbreviations
- 8) 1 Drip Calculator
- 9) 1 Glossary





Visit us on the web at www.pepid.com

Questions about downloading, updates or functions?

Phone: 1-888-321-STAT (7828) x206

Web: www.pepid.com/support

E-mail: support@pepid.com

Mail: PEPID LLC, 1840 Oak Avenue, Suite 100, Evanston, IL 60201

Medical or drug content questions? Topic ideas? Want to become an author?

E-mail editorial department: medical_editors@pepid.com

PEPID™, product names, and logotypes are trademarks of PEPID LLC. All images are copyright © PEPID LLC 2006. Other product, corporate, and organization names are or may be registered trademarks of their respective owners.

Copyright © 2000-2006. All rights reserved.